

Industry: Healthcare

Better Patient Experiences with AI-driven Wireless



The Mist Learning Wireless LAN (WLAN) uses Artificial Intelligence (AI) to simplify Wi-Fi operations, deliver amazing location-based experiences with virtual Bluetooth® LE, and provide invaluable insight into asset locations.



Wi-Fi with Assurance



Virtual Network Assistant

Mist is the first vendor to use Artificial Intelligence to make Wi-Fi predictable, reliable, and measurable. Setup is easy, with automated operations that let you focus on clinical operations and patient care instead of troubleshooting.

WI-FI IS PREDICTABLE, RELIABLE AND MEASURABLE

- Set, monitor and enforce customized service levels for doctors, nurses, and patients such as time to connect, throughput, and capacity
- Ensure a consistent experience across multiple generations of devices and clients
- Predict problems before they arise
- Mist Access Points are state of the art, designed for reliability in high density and challenging RF environments

EASY SETUP AND OPERATIONS

- Simplified deployment
- 100% operated via the cloud (no on-premises controllers)
- Guest portal with Facebook and Google logins
- Open APIs for automated notifications and workflows

PROACTIVE TROUBLESHOOTING WITH ACTIONABLE INSIGHT

- Automated event correlation pinpoints problems across wireless/wired/ device domains
- Dynamic packet capture shortens issue resolution to minutes instead of days
- Baseline performance and monitor trends over time

VIRTUAL NETWORK ASSISTANT

- Answer simple language queries, like how was Bob's Wi-Fi?
- Correlate data for easy root cause identification, trending analysis, and impact assessment
- Curate and prioritize data so answers are easy to understand
- Deliver actionable insight for rapid problem resolution and proactive operations.



Bluetooth® LE Engagement



Bluetooth® LE Asset Visibility

Mist is the only vendor to deliver high accuracy location services without requiring battery beacons. By virtualizing the indoor location experience, Mist has changed the indoor location game.

VIRTUAL BEACONS ENSURE SEAMLESS ENGAGEMENT WITH PATIENTS

- Freedom to create push notifications anywhere with virtual beacons
- Deploy unlimited virtual beacons and move easily using software (UI or APIs)
- Provide turn-by-turn directions with sub second latency
- Proximity notifications with 1-3 meter accuracy

EASILY LOCATE PEOPLE AND ASSETS

- Offer assistance to patients at their time of need
- Greet patients on arrival with relevant information, such as where to pick up medicine or check-in for an appointment
- Ensure scarce medical equipment is deployed in the best location
- Locate wheelchairs, infusion pumps, and other mobile assets

OPTIMIZE SERVICES BASED ON TRAFFIC PATTERNS

- Real-time analytics (visits, dwell times, time of day)
- 100% open via APIs



WAYFINDING



PROXIMITY MESSAGING

The Mist learning WLAN delivers the best Wi-Fi and Bluetooth® LE experiences for doctors, nurses, and patients


MIST CLOUD



The Mist Platform, featuring a microservices architecture, makes wireless deployment easy and scalable



MIST ACCESS POINTS

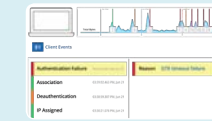


	AP61	AP41	AP21	BT11
Deployment	Outdoor	Indoor	Indoor	Indoor
Wi-Fi	802.11ac Wave2 4x4:4	802.11ac Wave2 4x4:4	802.11ac Wave2 2x2:2	-
Wi-Fi Tri-Radio	✓	✓	✓	-
IoT Interface	-	✓	-	-
Antenna Options	Internal/External	Internal/External	Internal	Internal
Virtual Bluetooth LE	✓	✓	✓	✓
Warranty	1 Year	Limited Lifetime	Limited Lifetime	Limited Lifetime

WHY IS MIST WI-FI UNIQUE?



Easily monitor user Service Level Expectations (SLE) in real-time and provide predictive recommendations to avoid or fix problems.



Dynamically capture packets the moment an event occurs; Rewind to see any user's state at any point in time.



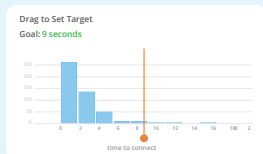
Proactively identify and fix the root causes of problems, using Mist's Proactive Analytics and Correlation Engine (PACE).

WI-FI WITH ASSURANCE

Predictable and reliable Wi-Fi: Set, monitor, and enforce levels for doctors, nurses, and patients

Proactive operations: Automatically identify and fix wired/wireless/device problems using machine learning

Minimize Wi-Fi costs: Focus on things that matter; eliminate onsite visits with dynamic packet capture



WI-FI SERVICE LEVELS

BLUETOOTH LE ENGAGEMENT SERVICE

Deliver indoor location-based services to your mobile devices, such as turn-by-turn directions and contextually relevant messages.

Greet patients when they arrive and accelerate check-in process.

Help doctors and nurses get to the right patient more quickly.



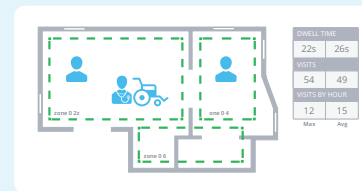
WAYFINDING



PROXIMITY MESSAGING

BLUETOOTH LE ASSET VISIBILITY SERVICE

Get full visibility into people and things using standards-based Bluetooth LE



- Ensure medical equipment is where it is needed most
- Locate key personnel and assets

WHY IS MIST BLUETOOTH LE UNIQUE?



Patented virtual Bluetooth LE technology lets you deploy and move virtual beacons with the simple click of a mouse (or via APIs), eliminating the need for physical beacons.



Monitor visits and dwell times, with detailed drill down into zone traffic patterns and congestion points.



100% standards-based approach, using Bluetooth LE that is integrated into enterprise-grade Access Points.

CUSTOMERS

